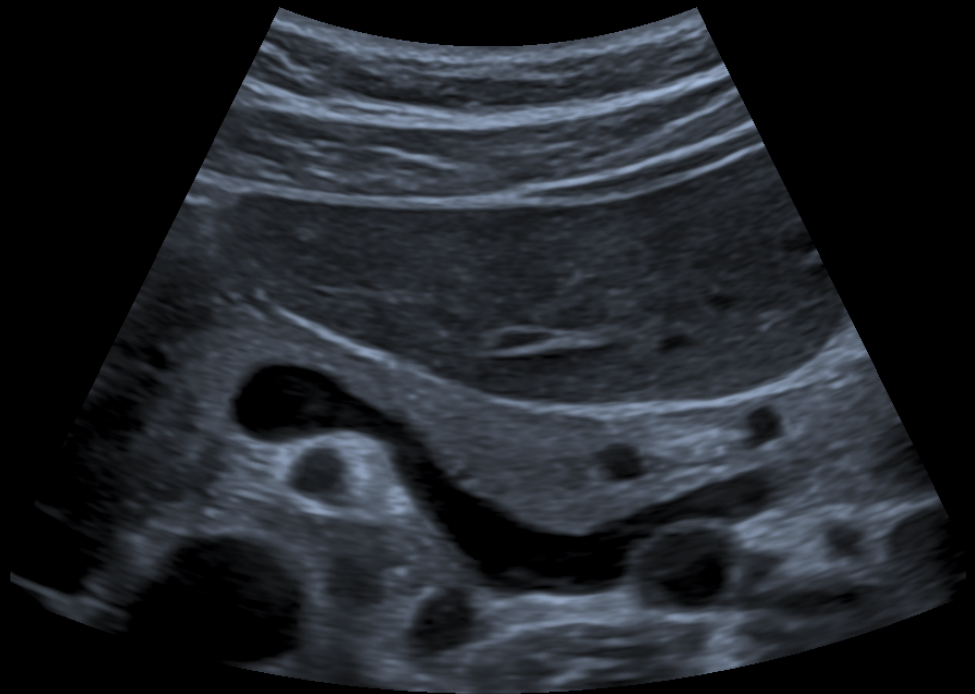


Pediatrics

ACUSON Juniper ultrasound system

Everything you need,
nothing you don't

siemens-healthineers.com/juniper



SIEMENS
Healthineers

ACUSON Juniper ultrasound system

Small on the outside, yet big on the inside

Ideal for pediatric patients, the ACUSON Juniper ultrasound system delivers exceptional imaging with fast acquisition of diagnostic information. Ultrasound does not use ionizing radiation and does not require sedation, offering a safe and reliable option for even the youngest of patients.

Due to immature and developing anatomy and physiology, pediatric patients can present unique challenges:

- Anxiety about the unfamiliar exam environment and clinician, and fear of the procedure
- Cooperation to lie still during imaging, particularly with a child who is very young or who may be ill or experiencing pain
- Different anatomy and physiology than adults require specialized transducers and superior image quality to visualize smaller pediatric anatomy



Sagittal image of a pediatric liver and right kidney.

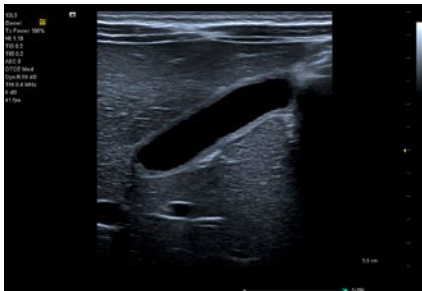


Sagittal image of the liver and inferior vena cava.



Excellent image quality for confident diagnosis

- Dynamic Persistence and Auto Flash Color Artifact Suppression detect and prevent motion artifacts associated with probe and patient movement – especially challenging with infants and children
- eSielImage multiparametric optimization enhances workflow by delivering a uniform image, removing unnecessary keystrokes and potentially reducing examination time for pediatric patients
- Wide range of transducers available to scan for all types of neonatal and pediatric patients



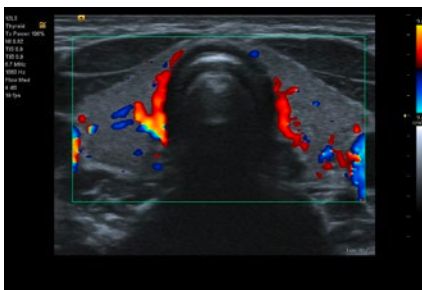
Sagittal image of the pediatric gall bladder.

Providing unlimited versatility and effortless maneuverability

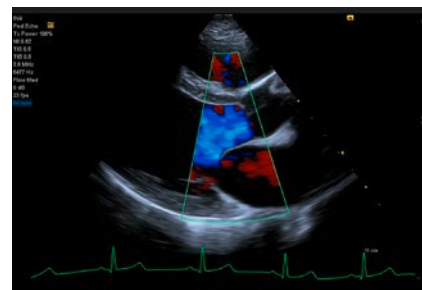
- Easy-to-learn workflow that helps busy practices maintain high quality while helping reduce the time on system operation
- Quick boot up in less than 5 seconds designed for fast exams
- Smallest and easiest system in its class to move around and maneuver in virtually any clinical environment



Parasternal long axis 2D image of pediatric heart.



Transverse image of the pediatric thyroid.



Parasternal long axis of pediatric heart with nice color filling.

The products/features mentioned in this document may not be commercially available in all countries.

Due to regulatory reasons their future availability cannot be guaranteed. Please contact your local Siemens Healthineers organization for further details.

Standalone clinical images may have been cropped to better visualize pathology.

ACUSON Juniper and eSiImage are trademarks of Siemens Medical Solutions USA, Inc.

Siemens Healthineers Headquarters

Siemens Healthcare GmbH
Henkestr. 127
91052 Erlangen, Germany
Phone: +49 9131 84-0
siemens-healthineers.com

Legal Manufacturer

Siemens Medical Solutions USA, Inc.
Ultrasound
22010 S.E. 51st Street
Issaquah, WA 98029, USA
Phone: 1-888-826-9702
siemens-healthineers.com/ultrasound